

320 GC

HYDRAULIC EXCAVATOR



Engine Power
Operating Weight

107 kW (143 hp)
20 500 kg (45,200 lbs)

Cat® C4.4 ACERT™ Engine meets China III Nonroad emission standards (U.S. EPA Tier 3 and EU Stage IIIA).



NEXT GENERATION EXCAVATORS

The new line of Cat® Excavators was designed with a new approach to equipment families that gives you:

- + MORE MODEL OPTIONS
- + MORE STANDARD TECHNOLOGIES
- + MORE PRICE POINTS

Ready to help you make your business stronger, Cat Excavators give you new ways to get the most work done at the lowest cost—so you put more money in your pocket.



THE NEW CAT® 320 GC

RELIABLE. COMFORTABLE. PRODUCTIVE.

THE CAT 320 GC offers you the ideal balance of dependable performance, operator productivity features and reduced costs. The Cat 320 GC is a smart choice for operations where high reliability and low cost-per-hour performance are priorities.



REDUCE FUEL CONSUMPTION UP TO 20%¹

A precise combination of lower engine speed and a large hydraulic pump delivers top performance while burning less fuel.

WORK SMART. SAVE MONEY.

The Cat 320 GC is equipped with Power Modes that help manage fuel consumption. Choose between two power modes to match your specific applications—Power Mode and the new Smart Mode.

Power Mode delivers maximum productivity in high-demand applications like truck loading and trenching.

Smart Mode automatically matches engine speed and hydraulic power to demand for the highest fuel efficiency in any application.

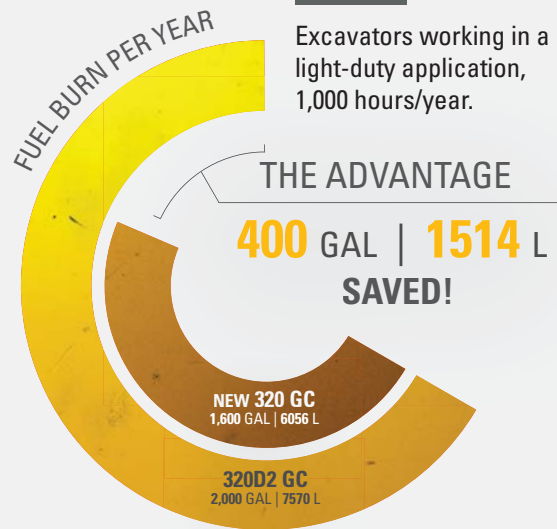
¹ Compared to the 320D2 GC.



FUEL EFFICIENCY SAVINGS ADD UP

SCENARIO:

Excavators working in a light-duty application, 1,000 hours/year.



CALCULATION:

320D2 GC (ECO Mode):

$2.0 \text{ GAL/HR} \times 1,000 \text{ HR/YR} = 2,000 \text{ GAL/YR}$

$7.57 \text{ L/HR} \times 1000 \text{ HR/YR} = 7570 \text{ L/YR}$

NEW 320 GC (Smart Mode):

$(2.0 \text{ GAL/HR} \times 80\%) \times 1,000 \text{ HR/YR} = 1,600 \text{ GAL/YR}$

$(7.57 \text{ L/HR} \times 80\%) \times 1000 \text{ HR/YR} = 6056 \text{ L/YR}$



**LOWER MAINTENANCE COSTS
UP TO 15%**

With extended and more synchronized maintenance intervals, you get more done at a lower cost compared to the 320D2 GC. Consolidated filter locations make service faster. Hydraulic, air and fuel tank filters have increased capacity and longer life.

KEY MAINTENANCE COST REDUCTIONS INCLUDE:

- + Consolidated filter locations to reduce service time.
- + Multiple oil filters with extended maintenance intervals, plus a new higher dirt capacity hydraulic filter.
- + The new Cat air filter design results in a 100% increase in service life compared to our previous filter.
- + Maintenance intervals for the fuel system filters are synchronized for reduced downtime.

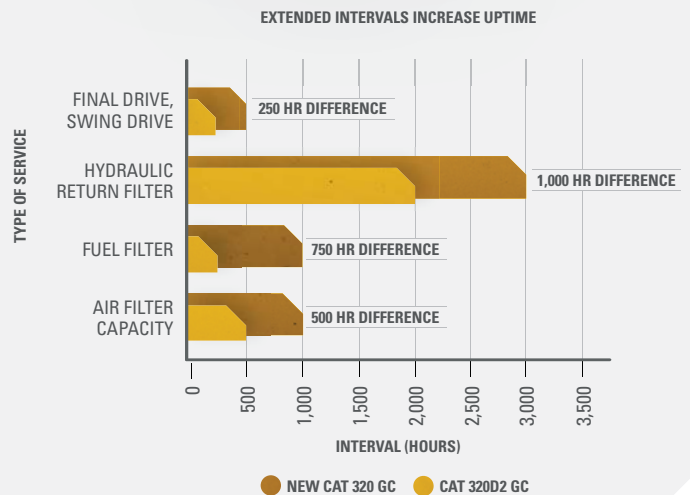


STOP LESS. WORK MORE.

WITH THE NEW 320 GC, YOU'LL USE

195 GAL | 736 L LESS OIL*

74 FEWER FILTERS*



*Based on 12,000 operating hours.

REAL-TIME INFORMATION FROM CAT LINK TAKES THE GUESSWORK OUT OF MANAGING YOUR EQUIPMENT

Cat Link hardware (Product Link™) and software (VisionLink®) work together to put equipment information at your fingertips. Get real-time access to information on every machine in your fleet on any jobsite—no matter the size of the operation or the brands of equipment you run.



PRODUCT LINK™

Track asset location, hours, fuel usage, diagnostic codes, idle time and more to improve your productivity and lower your operating costs. Cellular connectivity comes standard. Satellite connectivity is available.



VISIONLINK®

Using the online VisionLink interface, you can see a common, collective view of your information, making it easier to manage a mixed fleet and make informed decisions about your equipment.



MY.CAT.COM

You can also access Caterpillar and Cat dealer information at my.cat.com. My.cat.com gives you access to PM schedules, parts and service records, warranty coverage and more—with a single login. Plus, you can link directly to your VisionLink account.

NEW CAB TAKES THE HARD OUT OF WORK

Sites where excavators typically work are rugged and challenging. That's why it's important that the new 320 GC cab protects the operator as much as possible from fatigue, stresses, sounds and temperatures of the job.



ISO-CERTIFIED ROPS CAB

The ISO-certified ROPS cab is sound-suppressed and sealed. The windows and lower front profile of the machine give outstanding visibility to the work area without the strain of constantly leaning forward.

ALL-AROUND VISIBILITY

Large windows at the front, sides and rear give excellent visibility in all directions from the operator seat. The ROPS structure uses narrow front cab pillars to allow a wider field of view to the front. Plus with the standard rearview camera, operators will always be aware of what's surrounding the excavator.

EASY ACCESS, CONNECTIVITY AND STORAGE

Convenience features include Bluetooth® integrated radio, USB ports for charging and phone connectivity, 12V DC outlets and AUX port, storage in rear, overhead and console compartments, and cup and bottle holders.



TOUCHSCREEN MONITOR

Most machine settings can be controlled through the high-resolution 8-inch/203 mm touchscreen monitor. It offers 42 languages and is easy to reach from the seat – no twisting or turning to reach switches. A handy jog dial control and shortcut keys are also ergonomically positioned on the right console.



NEW SEAT AND CONSOLE

Efficiency of movement is critical to keeping operators productive and alert all shift long. The 320 GC seat is designed for easy operation and comfort. The new standard seat is wide and adjustable, so operators of any size can work comfortably.



CUSTOMIZABLE JOYSTICKS

Joystick function can be customized through the monitor. Joystick pattern as well as response can be set to match operator preference. All preferences are saved with the operator ID and restored at log in.



KEYLESS PUSH START

The 320 uses a keyless push-button engine start. This adds security for the machine by using Operator ID codes to limit and track machine access. Codes can be entered manually, via an optional Bluetooth key fob or smartphone app.



SAFETY FEATURES

LOOK OUT FOR YOUR PEOPLE AND YOUR EQUIPMENT

Daily maintenance checks can be performed with 100% of the points accessible from ground level, making maintenance faster, easier and safer. Checkpoints include the engine oil dipstick, fuel water separator, fuel tank water and sediment drains, and cooling system coolant level check.

KEEP YOUR EXCAVATOR SECURE

Use your PIN code on the monitor, the optional Bluetooth key fob or your smartphone to enable the push-button starting feature.

STAY SAFE EVERY DAY

FACT:

#1 cause of construction accidents: **FALLS***


49% OF FALLS RESULT IN SERIOUS INJURY

30% OF FALLS RESULT IN DEATH

FALLS

NEW 320

100% GROUND-LEVEL MAINTENANCE HELPS PREVENT FALLS



*<https://www.ncbi.nlm.nih.gov/pmc/articles/PMC4962179/>

INCREASE YOUR PRODUCTIVITY AND PROFIT WITH CAT ATTACHMENTS

You can easily expand the performance of your machine by utilizing any of the variety of Cat Attachments. Each Cat Attachment is designed to fit the weight and horsepower of Cat Excavators for improved performance, safety and stability.

BUCKETS



GRAPPLES




HYDRAULIC HAMMERS



MULTI-PROCESSORS



QUICK COUPLERS



RAKES



RIPPERS



SECONDARY PULVERIZERS



SHEARS



THUMBS



**VIBRATORY PLATE
COMPACTORS**



TECHNICAL SPECIFICATIONS

See cat.com for complete specifications.

ENGINE	
Engine Model	Cat C4.4 ACERT
Gross Power – ISO 14396/SAE J1995	108 kW 145 hp
Net Power – ISO 9249/SAE J1349	107 kW 143 hp
Engine RPM	
Operation	1,650 rpm
Travel	2,000 rpm
Bore	105 mm 4 in
Stroke	127 mm 5 in
Displacement	4.4 L 269 in ³
HYDRAULIC SYSTEM	
Main System – Maximum Flow (Implement)	429 L/min 113 gal/min
Maximum Pressure – Equipment	35 000 kPa 5,075 psi
Maximum Pressure – Travel	34 300 kPa 4,974 psi
Maximum Pressure – Swing	26 800 kPa 3,886 psi
MACHINE WEIGHT	
Operating Weight	20 500 kg 45,200 lb
5.7 m (18'8") reach boom, 2.9 m (9'6") reach stick, 1.0 m ³ (1.31 yd ³) HD bucket, 600 mm (24") shoes.	
SERVICE REFILL CAPACITIES	
Fuel Tank	364 L 96.2 gal
Cooling System	25 L 6.6 gal
Engine Oil	15 L 4.0 gal
Swing Drive (each)	5 L 1.3 gal
Final Drive (each)	5 L 1.3 gal
Hydraulic System (including tank)	218 L 57.6 gal
Hydraulic Tank	115 L 30.4 gal

DIMENSIONS	
Boom	Reach 5.7 m (18'8")
Stick	Reach 2.9 m (9'6")
Bucket	1.0 m³ (1.31 yd³)
Shipping Height (top of cab)	2960 mm 9'9"
Handrail Height	2950 mm 9'8"
Shipping Length	9530 mm 31'3"
Tail Swing Radius	2830 mm 9'3"
Track Length to Center of Rollers	3270 mm 10'9"
Ground Clearance	470 mm 1'7"
Track Gauge	2200 mm 7'3"
Transport Width – 600 mm (24") Shoes	2800 mm 9'2"
Counterweight Clearance	1050 mm 3'5"
WORKING RANGES AND FORCES	
Boom	Reach 5.7 m (18'8")
Stick	Reach 2.9 m (9'6")
Bucket	1.0 m³ (1.31 yd³)
Maximum Digging Depth	6720 mm 22'1"
Maximum Reach at Ground Level	9860 mm 32'4"
Maximum Cutting Height	9450 mm 31'0"
Maximum Loading Height	6490 mm 21'4"
Minimum Loading Height	2170 mm 7'1"
Maximum Depth Cut for 2440 mm (8'0") Level Bottom	6550 mm 21'6"
Maximum Vertical Wall Digging Depth	5690 mm 18'8"
Bucket Digging Force (ISO)	129 kN 29,000 lbf
Stick Digging Force (ISO)	99 kN 22,256 lbf
Bucket Digging Force (SAE)	115 kN 25,853 lbf
Stick Digging Force (SAE)	96 kN 21,581 lbf

STANDARD & OPTIONAL EQUIPMENT

Standard and optional equipment may vary. Consult your Cat dealer for details.

CAB	STANDARD	OPTIONAL
ROPS, standard sound suppression	•	
High-resolution 203 mm (8 inch) LCD touchscreen monitor	•	
Mechanically adjustable seat	•	
CAT CONNECT TECHNOLOGY	STANDARD	OPTIONAL
Cat Product Link	•	
ENGINE	STANDARD	OPTIONAL
Two selectable power modes	•	
One-touch low idle with auto engine speed control	•	
Auto engine idle shutdown	•	
52° C (125° F) high-ambient cooling capacity	•	
-32° C (-25° F) cold start capability	•	
Double element air filter with integrated precleaner	•	
Reversing electric cooling fans	•	
Biodiesel capability up to B20	•	
HYDRAULIC SYSTEM	STANDARD	OPTIONAL
Boom and stick regeneration circuits	•	
Auto hydraulic warm up	•	
Auto two-speed travel	•	
Boom and stick drift reduction valve	•	
Hammer return filter circuit*		•
Three button joysticks	•	
Slider joysticks		•
Combined flow/high-pressure auxiliary circuit		•
Quick coupler circuit for Cat Pin Grabber*		•

*Not available in China.

BOOM AND STICK	STANDARD	OPTIONAL
5.7 m (18'8") reach boom, 2.9 m (9'6") reach stick	•	
UNDERCARRIAGE AND STRUCTURES	STANDARD	OPTIONAL
600 mm (24") triple grouser shoes	•	
Tie-down points on base frame	•	
3700 kg (8,150 lb) counterweight	•	
ELECTRICAL SYSTEM	STANDARD	OPTIONAL
Two 1,000 CCA maintenance-free batteries	•	
Programmable time-delay LED working lights	•	
LED chassis light, left-hand boom lights	•	
LED chassis light, left-hand/right-hand boom lights, cab lights		•
SERVICE AND MAINTENANCE	STANDARD	OPTIONAL
Sampling ports for Scheduled Oil Sampling (S-O-S SM)	•	
Ground- and platform-level engine oil dipsticks	•	
SAFETY AND SECURITY	STANDARD	OPTIONAL
Rearview camera	•	
Right-hand mirror	•	
Ground-level engine shutoff switch	•	
Right-hand handrail and hand hold	•	
Signaling/warning horn	•	

Not all features are available in all regions. Please check with your local Cat dealer for specific offering availability in your area.

For additional information, refer to the Technical Specifications brochures for the 320 GC, 320 and 323 models available at www.cat.com or your Cat dealer.

BUILT FOR IT.™

For more complete information on Cat products, dealer services and industry solutions, visit us on the web at www.cat.com

© 2017 Caterpillar. All Rights Reserved.

VisionLink is a trademark of Trimble Navigation Limited, registered in the United States and in other countries.

Materials and specifications are subject to change without notice. Featured machines in photos may include additional equipment. See your Cat dealer for available options.

CAT, CATERPILLAR, BUILT FOR IT, their respective logos, "Caterpillar Yellow," the "Power Edge" trade dress as well as corporate and product identity used herein, are trademarks of Caterpillar and may not be used without permission.
www.cat.com www.caterpillar.com



AEXQ2333
Build Number: 07A

